

Book Title: *Wisahkecahk Flies to the Moon*

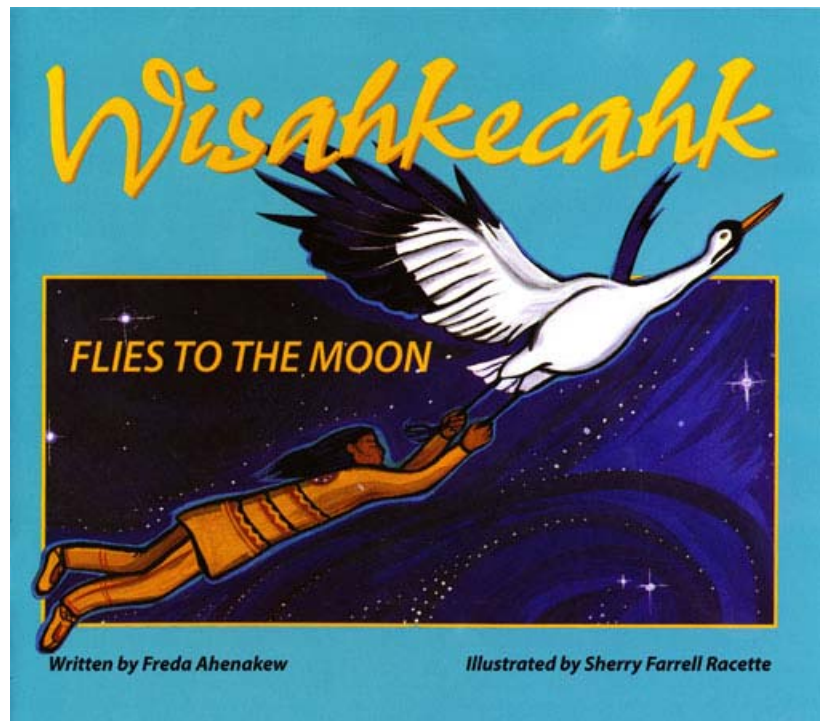
Author: Freda Ahenakew

Artwork/Illustrations: Sherry Farrell Racette

Annotation: This book, written in English and Cree, is another story to add to the collection of the famous trickster tales. In this one Wisahkecahk flies to the moon, and before the tale is up, provides the legend of the creation of muskeg. As a sideline, it explains the origins of the long legs of the crane. A simple and beautifully illustrated short story.

Concepts at a Glance:

- ✚ Trickster
- ✚ Humor



Text Set on Tricksters: Coyote Christmas: A Lakota Story, Raven Tales, Coyote's Trick, Nanabosho and the Cranberries, Love and Roast Chicken: A Trickster Tale from the Andes Mountains, Raven Goes Berrypicking (Cameron), The Navajo Year, Trickster: Native American Tales, A graphic collection.

Can also be used as part of a Text Set on Stars and Constellations

Projects, Ideas and Activities:

1. Read out loud for enjoyment.
2. Invite a Cree speaker/reader who will read the story in Cree.
3. Ask students to go outside each night for a month. Have them draw the shape of the moon each night. At school each day, have them cut out the shape on white paper, gluing it on a large sheet of black paper (keep the white paper the same size throughout so you get consistency in the size of the moon cut outs.) As time goes past you will see the way the moon waxes and wanes during the course of a month.
4. Identify major constellations and research the stories and legends attached to the constellations.
5. Write class or individual stories about individual constellations or about the moon (how the moon got holes, why there is a dark side to the moon, why the moon shrinks and grows ...).
6. Teach print making in order to illustrate one of the scenes from the story.
7. Have a star gazing evening with parents and community. Pick out some of the constellations. Come back in for a warm tea or hot chocolate.
8. Share stories about the constellations after the stargazing.
9. Using white paint, Q-tips and black construction paper, depict the sky you see on a specific night! Include one or two constellations.

Wisahkecahk Flies to the Moon - Curricular Links


Science: Grade Six

 Topic C: Sky Science

Art Level Three: Craftsmanship


Component 10-Media and techniques


 (B) Continue to paint using experimental methods including without a brush.


 (C) Make prints.....


English Language Arts.

2.4 Create original text


 (6) Determine purpose and audience needs to choose forms, and organize ideas and details in oral, print and other media text.


 (6) Use literacy devices, such as imagery and figurative language, to create particular effects.


 (7) Use suspense, exaggeration, foreshadowing, dialogue and description to show rising action and develop conflict.

 (7) Create oral, print and other media texts that are unified by point of view, carefully developed plot and endings consistent with previous events.

4.3 Present and Share

 (6) Emphasize key ideas and information to enhance audience understanding and enjoyment.

 (6) Demonstrate control of voice, pacing, gestures, and facial expressions; arrange props and presentation space to enhance communication.

 (7) Identify and use explicit techniques to arouse and maintain interest and to convince audience.