


**Book Title:** *Red Parka Mary*

**Author:** Peter Eyvindson

**Artwork:** Rhian Brynjolson

**Annotation:** A heart-warming story of how a young boy learns to look beyond outward appearances and discover the kindness and love of Mary, his elderly neighbour. As they get to know each other, Mary teaches the boy many things. At Christmas the boy presents Mary with a gift of a warm red parka and Mary gives the boy the biggest and best gift of all—the gift of her love. Colourful, life-like illustrations help tell this gentle yet powerful story.



**Concepts at a Glance:**

✚ Generosity, family, respect, Elders

**Text Set on Berries:** *Niwechihaw: I Help, Walking with Aalasi, Helping Grandma* (Mildred Milliea), *Berry Magic* (Huffman and Sloat), *Nanabush and the Cranberries* (Joe and Matrine McLellan), *When the Shadbush Blooms* (Messinger and Katz)

**Links to Explore:**

Story - [http://www.nwt.literacy.ca/resources/famlit/little\\_chefs/redparka-mary.pdf](http://www.nwt.literacy.ca/resources/famlit/little_chefs/redparka-mary.pdf)




Berries - <http://aboriginaleducation.epsb.ca/documents/Chokecherry.pdf>

**Projects, Ideas and Activities:**

1. Read for enjoyment.
2. Retell, as a class, the story from Mary's point of view (or the mom's) Write the story as a class book or individually.
3. Use a story diagram to map out features of the book: beginning, middle, end, setting, characters, problem solution etc.
4. Write a reflection on how "Mister" changes, and why.
5. Bring different berries into class to use for activities such as: making jam, making fruit leather, eating with bannock or cake.
6. Bring in different of berries to compare for size, shape, colour, weight (how many blueberries in a litre, how many blueberries etc.
7. Share stories of berry picking. Read about how berry picking has been part of First Nation cultural traditions for centuries. Which berries grow in your community?
8. Discuss the season that berry picking is done and how berries are preserved so we can eat them in other seasons. Invite someone one in to take the class berry picking.
9. Google Red parka Mary and do some of the activities found on line.
10. Make a gift to bring to an elderly person in your community. It can be snow shoveling!




## Red Parka Mary-Curricular Links

### Science

-  **Grade 1-Topic A:** Creating Colour
-  **Grade 1-Topic E:** Needs of Plants and Animals
-  **Grade 4-Topic E:** Plant Growth and Changes



### Mathematics Strands

#### Shape and Space



-  **(1)** Demonstrate and understanding of measurement as a process of comparing.
-  **(2)** Use direct and indirect measurement to solve problems.
-  **(3)** Use direct and indirect measurement to solve problems.

### English Language Arts



#### 1.1. Discover and Explore

-  (K) Talk and represent to explore, express and share stories, ideas and experiences.
-  (2) Contribute relevant ideas and information from personal experiences to group language activities.

#### 2.2. Respond to texts

-  (2) Engage in a variety of shared and independent listening, reading and viewing....
-  (3) Tell or write about favourite parts of oral, print and other media texts.

#### 2.3 Share and Review

-  (1) Know that stories have beginnings, middles and endings.
-  (3) Include events, setting and characters when summarizing or retelling oral, print or other media texts.