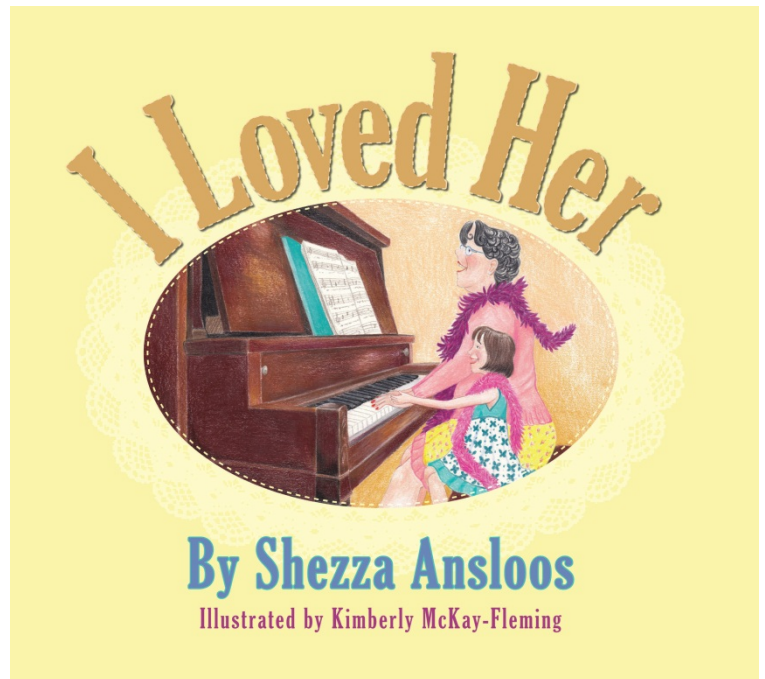


Book Title: *I Loved Her*

Author: Shezza Ansloos

Illustrator: Kimberly McKay-Fleming

Annotation: This is the recollection of a young Métis girl of her beloved Grandmother. Each two page spread covers different memories including singing and playing together at the piano, dressing up for tea parties, taking walks through the garden, and so forth. Love, laughter and sharing ring through the pages. For students who have experienced the loss of a family member, this book is a must.





Text Set on grandparents: Which way should I go? Two pairs of shoes, Yetsa's Sweater, A walk on the Tundra, Meeshom and the little Ones, and any other books about grandparents sharing their wisdom with young ones.

Projects, Ideas and Activities:


1. Share a story about something you learned from your grandparents-orally or written.
2. Read aloud, and have students chant (and identify) the repetitive parts with you.
3. Read several books about grandparents and what they share with their grandchildren. Compare the books using a chart that helps organize the discussion. Start by comparing two books as a class to model the method, than have children compare two different books on their own.
4. Rewrite the story, from the grandmothers perspective-starting from page 5.
5. Make picture frames students can use for pictures of people they love and decorate them with things that are reminders of activities they do/did together.
6. Take the book home to read to a grandparent or other relative that you spend time with.
7. Write thank you letters to someone who has spent time with you.

I loved Her-Curricular Links

Social Studies K.1 I Belong

-  K.2.1 Value and respect significant people in their lives.
-  K.S.1 Develop skills of critical thinking and creating thinking by comparing and contrasting information provided.

Social Studies 1.1 My World: Home, School, and Community


-  1.1.1 Values self and others as unique individuals in relation to their world.

English Language Arts



1.1 Discover and Explore

-  (K) Talk about ideas, experiences and familiar events.

2.1 Use Strategies and Clues

-  (K) Read own first name, environmental print and symbols, words that have personal significance and some words in texts.

2.2 Respond to texts

-  (1) Relate aspects of stories and characters to personal feelings and experiences.
-  (3) Make inferences about a characters' actions or feelings.